

MECTRON OZOACTIVE

ASSEMBLY PROPHYLAXIS DEVICE / OZOACTIVE



OzoActive produces ozone and injects it directly into mectron device irrigation lines, providing ozonated water which reduces the risk of fungi, bacteria and virus contamination through aerosols. The OzoActive device is compatible with the COMBI *touch* and the Multipiezo device line.



1 OZOACTIVE
Connect foot-pedal via the jack terminal



2 OZOACTIVE
Connect the power cord

MECTRON OZOACTIVE



3 OZOACTIVE

Connect the thinner tube of the Prophylaxis irrigation kit into the designated coupler



4 MECTRON DEVICE

Disconnect the foot-pedal cable




5 MECTRON DEVICE

Connect foot-pedal via the Ethernet plug port




6 MECTRON DEVICE

Remove the cover of the peristaltic pump motor



7 MECTRON DEVICE

Looking at the rotating pump, disconnect the tube on the left and connect it to the tube-tube connection of the irrigation kit



8 MECTRON DEVICE

Connect the hose to the coupler on the mectron device

NOTE: Arrow indicates the direction of water flow (*)



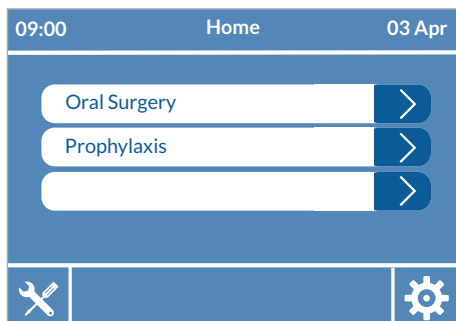
9 MECTRON DEVICE

Reattach the peristaltic pump cover



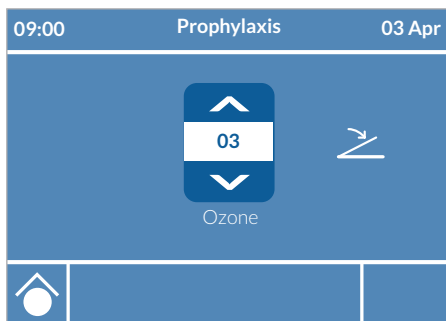
10 MECTRON DEVICE

Prime the irrigation line by running a Pump/Flush cycle



11 OZOACTIVE

Choose the Prophylaxis function, check that the irrigation line has been properly primed then press OK



12 OZOACTIVE

Adjust the level of ozone according to the irrigation level on the device

IRRIGATION LEVEL	OZONE LEVEL
1	1
2	2
3 (default)	3 (default)
4	4
5	5
6 (7 for COMBI touch device)	6



13 SETTINGS TABLE

Set the ozone level in accordance with the irrigation level of the mectron device. See indications table

14 MECTRON DEVICE / OZOACTIVE

Press foot-pedal to start

WARNING

- COMBI touch: OzoActive is usable only with bottle irrigation (ultrasound ablation only). Select bottle irrigation function. Default level of irrigation is 3. Utilize + and - buttons to adjust the level of irrigation.
- DO NOT USE during air-polishing powder treatments. Make sure to disconnect OzoActive foot-pedal before utilizing water supply and powders.